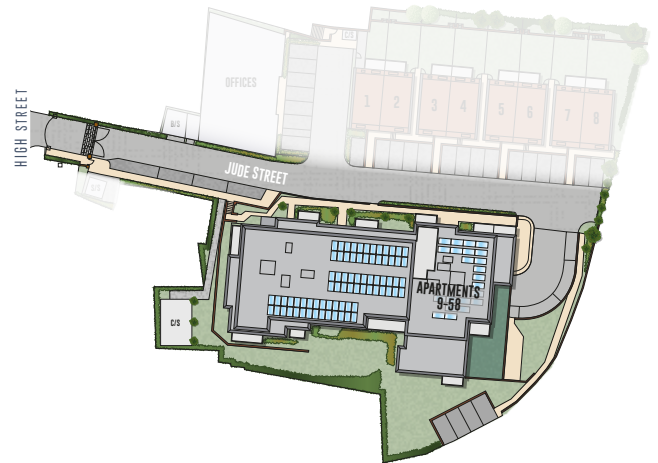


LIGHTFIELD

HIGH ST. BARNET. LONDON



This site plan is a guide for illustrative purposes only. Landscaping shown is indicative only.

APARTMENT 20 TWO BEDROOM

Embrace vibrant, contemporary living in this spacious, ground floor, two-bedroom apartment. Enjoy ample storage space in the hallway, which leads into the welcoming kitchen/living/dining area. This room offers modern, open-plan living at its best with space for homeworking, a sleek kitchen area with high-specification, integrated appliances and a large patio accessed via a French door.

Both the bedrooms are large doubles and benefit from fitted wardrobes. Bedroom one enjoys the added luxury of an en-suite shower room. A family bathroom is conveniently located across the hall. Your new home at Lightfield offers all the benefits of a lush green suburb, while being just 30 minutes from the Capital.



Kitchen/Living/Dining Area

8.20m x 3.60m 26'9" x 11'8"

Bedroom 1

5.20m x 2.80m 17'1" x 9'2"

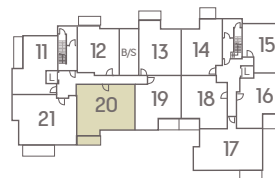
Bedroom 2

4.00m x 2.80m 13'1" x 9'2"

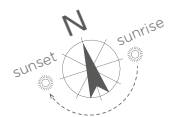
Total area

70.3 sq. mts.

756.70 sq. ft.



GROUND FLOOR



For more information please call 01494 685825 or shanlypartnership.com

◀ Point from which maximum dimensions are measured. Dimensions are intended for guidance only and may vary by plus or minus 7.6cm/3". The plots indicate general layout only which may vary from other plots. Kitchen and bathroom layouts indicative only.

W denotes wardrobe. S denotes storage. E/S denotes en-suite. W/S denotes workstation. L denotes lift. B Boiler.

Please contact sales consultant for more information.

SHANLY
PARTNERSHIP
HOMES