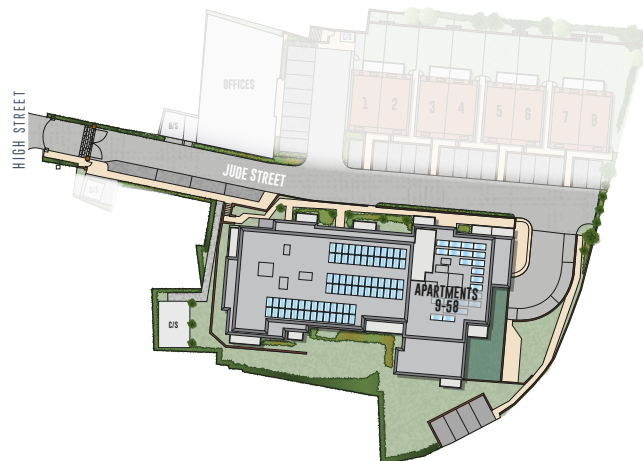


# LIGHTFIELD

HIGH ST. BARNET. LONDON



This site plan is a guide for illustrative purposes only. Landscaping shown is indicative only.

## APARTMENT 17

### TWO BEDROOM

Discover open-plan living in this modern, two-bedroom, ground floor apartment. Enter via the hallway, benefitting from ample storage space and leading into the kitchen/living/dining area. This bright and welcoming room enjoys a sleek kitchen with high-specification, integrated appliances and a delightful patio accessed by French doors.

Bedroom one is a spacious double, enjoying the luxury of an en-suite shower room and a large fitted wardrobe. Bedroom two also benefits from being a comfortable double, with a family bathroom located just across the hall. Your new home at Lightfield offers all the benefits of a lush green suburb, while being just 30 minutes from the Capital.



#### Kitchen/Living/Dining Area

6.70m x 4.20m 22'0" x 13'8"

#### Bedroom 1

4.60m x 3.90m 15'1" x 12'8"

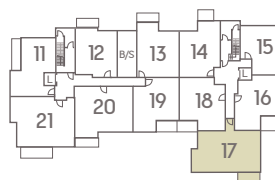
#### Bedroom 2

3.40m x 2.80m 11'2" x 9'2"

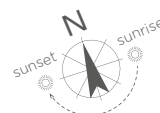
#### Total area

71.4 sq. mts.

768.50 sq. ft.



GROUND FLOOR



For more information please call 01494 685825 or [shanlypartnership.com](http://shanlypartnership.com)

◀ Point from which maximum dimensions are measured. Dimensions are intended for guidance only and may vary by plus or minus 7.6cm/3". The plots indicate general layout only which may vary from other plots. Kitchen and bathroom layouts indicative only.

W denotes wardrobe. S denotes storage. E/S denotes en-suite. L denotes lift. B Boiler.

Please contact sales consultant for more information.

**SHANLY**  
PARTNERSHIP  
HOMES